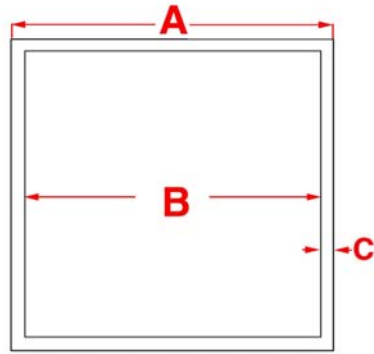
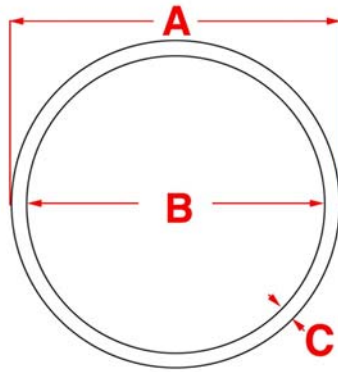


# Propane Hammer Adapter Spec Sheet

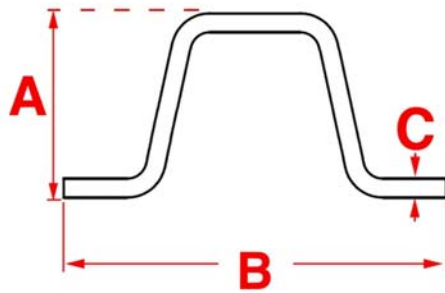
Part# 201-1




Part# 201-2



Part# 201-3



Draw your own shape



## Instructions

Step 1. Measure your Post.

Step 2. Fill in the Order Form Including Part Number, A, B, and C dimensions, and your contact information.

Step 3. Fax completed sheet to: (260) 441-8264. You may also scan and email to:

[adapter@propanehammer.com](mailto:adapter@propanehammer.com)

## Order Form

Part Number: \_\_\_\_\_

Fill In Dimensions

A \_\_\_\_\_

B \_\_\_\_\_

C \_\_\_\_\_

Name: \_\_\_\_\_

Address: \_\_\_\_\_  
\_\_\_\_\_

City: \_\_\_\_\_

State: \_\_\_\_\_

Zip Code: \_\_\_\_\_

Phone: (\_\_\_\_) \_\_\_\_-\_\_\_\_